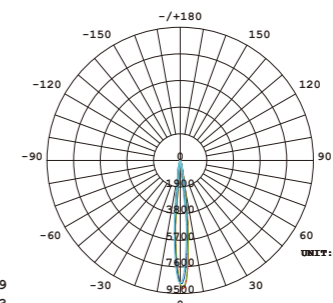


3D Flexi Wall Washer Module RLL-FS2835C-14-24-Y(10°)

Strip length: **4.88M** | Min. section **304.8mm**

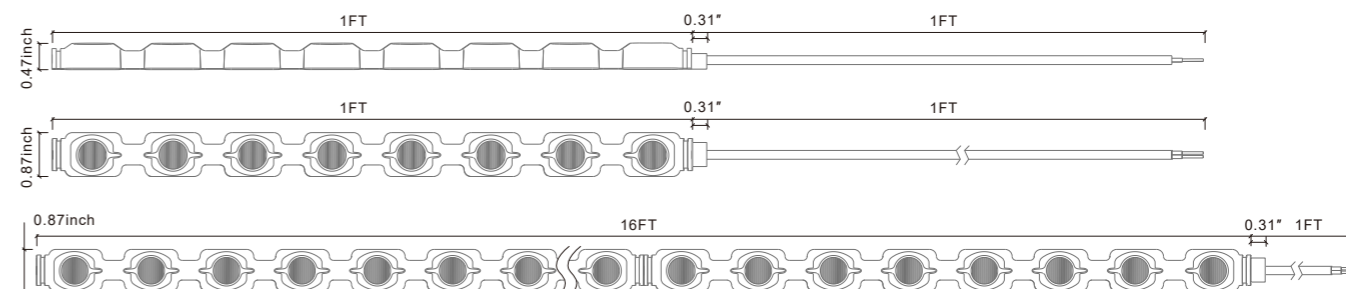


— C0/180, 11.3 Ic=9172
— C30/210, 11.2 Ic=9079
— C60/240, 11.2 Ic=8783
— C90/270, 11.1 Ic=8776

AVERAGE BEAM ANGLE (50%) : 11.2 DEG



Item	Color temp Wave lengths	Brightness (3FT=915mm)	Power (3FT=915mm)	Light efficiency	CRI (Ra)	LED Qty/FT	Minimum section	Max.Run Length/roll
RLL-LS2835W-14-24(10°)	2700K	1440LM	<18W	80LM/W	90+	8LEDs	304.8mm	4.88M
RLL-LS2835W-14-24(10°)	3000K	1512LM	<18W	84LM/W	90+	8LEDs	304.8mm	4.88M
RLL-LS2835N-14-24(10°)	4000K	1530LM	<18W	85LM/W	90+	8LEDs	304.8mm	4.88M



3D Flexi Wall Washer Module

- 🔧 Ambient Working Temperature -20 ~ 40°C (-4~104°F)
- 📦 Storage Temperature -20 ~ 60°C (-4~104°F)
- 🔧 Ambient Installation Temperature 0 ~ 40°C (32 ~ 104°F)

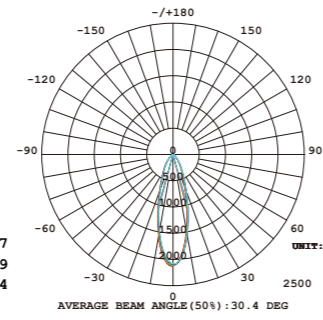
Product Features

1. Dual-bend Flexible LED wall washer is our patent product.
2. Both in vertical and horizontal bending (Dual-bend).
3. Optional angle: 10°/30°/50°/110°/30°x50°. Anti-glare effect.
4. Can replace the traditional LED tape light to achieve the effect of wall-washing, perfect
5. Solution for circle/arc-shape locations.
6. Max. Run : 488CM/Roll, one side with power cords.
7. Fast connectors and mounting accessories are available.

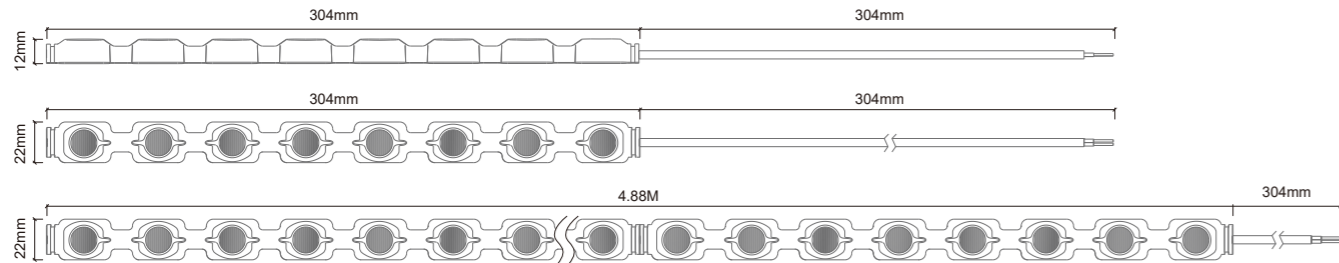
3D Flexi Wall Washer Module RLL-LS2835C-14-24(30°)

Strip length: **4.88M** | Min. section: **304.8mm**

- C0/180, 29.9 Ic=2126
- C30/210, 30.2 Ic=2117
- C60/240, 30.8 Ic=2099
- C90/270, 30.7 Ic=2084



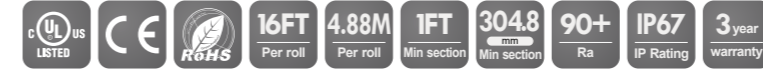
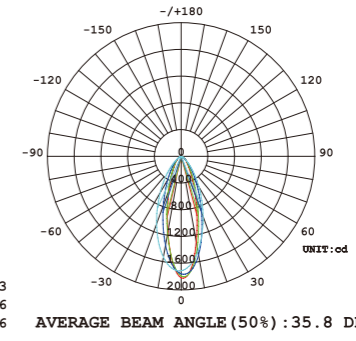
Item	Color temp	Brightness (3FT=915mm)	Power (3FT=915mm)	Light efficiency	Energy efficiency Grade	CRI(Ra)	Max.run	Minimum Section	Beam Angle
RLL-LS2835WW-14-24(30°)	2700K	1584LM	<18W	88LM/W	F	90+	4.88M	304.8mm	30°
RLL-LS2835WW-14-24(30°)	3000K	1710LM	<18W	95LM/W	F	90+	4.88M	304.8mm	30°
RLL-LS2835WW-14-24(30°)	3500K	1746LM	<18W	97LM/W	F	90+	4.88M	304.8mm	30°
RLL-LS2835NW-14-24(30°)	4000K	1800LM	<18W	100LM/W	F	90+	4.88M	304.8mm	30°
RLL-LS2835NW-14-24(30°)	5000K	1800LM	<18W	100LM/W	F	90+	4.88M	304.8mm	30°
RLL-LS2835PW-14-24(30°)	6500K	1800LM	<18W	100LM/W	F	90+	4.88M	304.8mm	30°



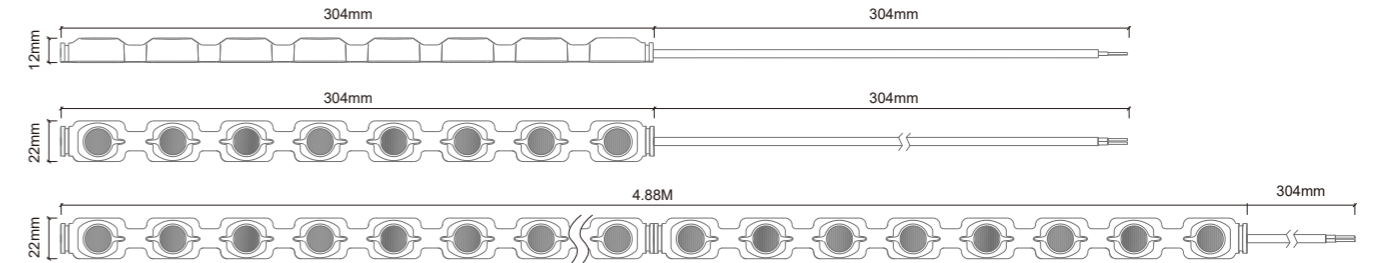
3D Flexi Wall Washer Module RLL-LS2835C-14-24(30°x50°)

Strip length: **4.88M** | Min. section: **304.8mm**

- C0/180, 28.1 Ic=1826
- C30/210, 30.4 Ic=1803
- C60/240, 38.1 Ic=1766
- C90/270, 46.7 Ic=1716

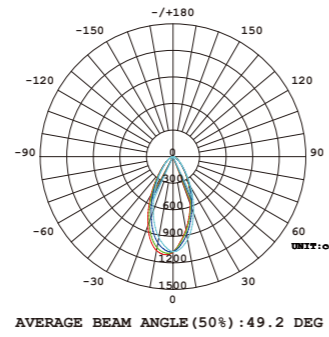


Item	Color temp	Brightness (3FT=915mm)	Power (3FT=915mm)	Light efficiency	Energy efficiency Grade	CRI(Ra)	Max.run	Minimum Section	Beam Angle
RLL-LS2835WW-14-24(30°x50°)	2700K	1440LM	18W	80LM/W	F	90+	4.88M	304.8mm	30°x50°
RLL-LS2835WW-14-24(30°x50°)	3000K	1620LM	18W	90LM/W	F	90+	4.88M	304.8mm	30°x50°
RLL-LS2835WW-14-24(30°x50°)	3500K	1674LM	18W	93LM/W	F	90+	4.88M	304.8mm	30°x50°
RLL-LS2835NW-14-24(30°x50°)	4000K	1710LM	18W	95LM/W	F	90+	4.88M	304.8mm	30°x50°
RLL-LS2835NW-14-24(30°x50°)	5000K	1710LM	18W	95LM/W	F	90+	4.88M	304.8mm	30°x50°
RLL-LS2835PW-14-24(30°x50°)	6500K	1710LM	18W	95LM/W	F	90+	4.88M	304.8mm	30°x50°

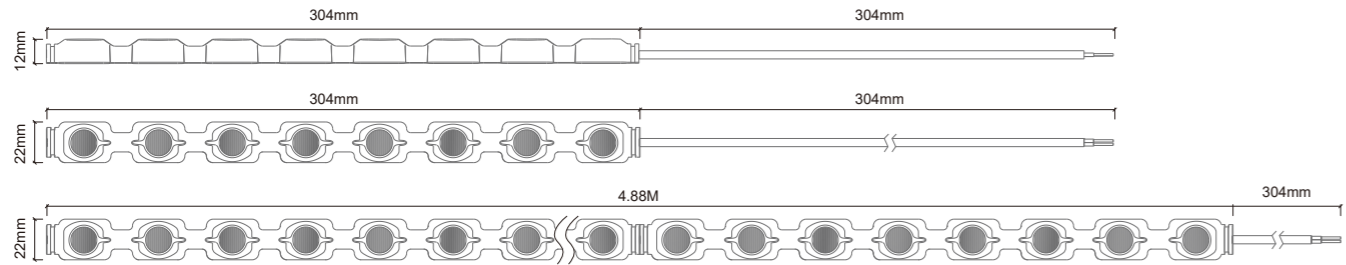


3D Flexi Wall Washer Module RLL-FS2835C-14-24(50°)

Strip length: **4.88M** | Min. section **304.8mm**

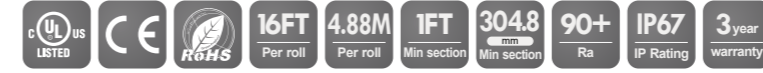
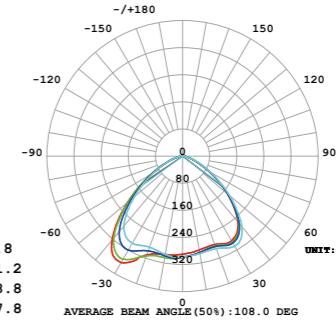


Item	Color temp	Brightness (3FT=915mm)	Power (3FT=915mm)	Light efficiency	Energy efficiency Grade	CRI(Ra)	Max.run	Minimum Section	Beam Angle
RLL-LS2835WW-14-24(50°)	2700K	1584LM	<18W	88LM/W	F	90+	4.88M	304.8mm	50°
RLL-LS2835WW-14-24(50°)	3000K	1710LM	<18W	95LM/W	F	90+	4.88M	304.8mm	50°
RLL-LS2835WW-14-24(50°)	3500K	1746LM	<18W	97LM/W	F	90+	4.88M	304.8mm	50°
RLL-LS2835NW-14-24(50°)	4000K	1800LM	<18W	100LM/W	F	90+	4.88M	304.8mm	50°
RLL-LS2835NW-14-24(50°)	5000K	1800LM	<18W	100LM/W	F	90+	4.88M	304.8mm	50°
RLL-LS2835PW-14-24(50°)	6500K	1800LM	<18W	100LM/W	F	90+	4.88M	304.8mm	50°

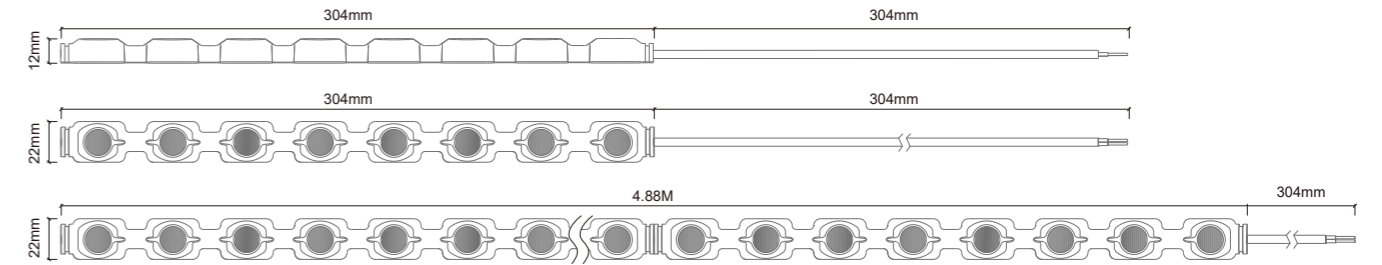


3D Flexi Wall Washer Module RLL-FS2835C-14-24(110°)

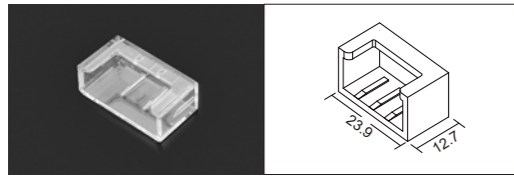
Strip length: **4.88M** | Min. section **304.8mm**



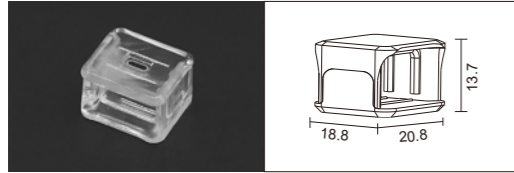
Item	Color temp	Brightness (3FT=915mm)	Power (3FT=915mm)	Light efficiency	Energy efficiency Grade	CRI(Ra)	Max.run	Minimum Section	Beam Angle
RLL-LS2835WW-14-24(110°)	2700K	1260LM	<18W	70LM/W	F	90+	4.88M	304.8mm	110°
RLL-LS2835WW-14-24(110°)	3000K	1350LM	<18W	75LM/W	F	90+	4.88M	304.8mm	110°
RLL-LS2835WW-14-24(110°)	3500K	1440LM	<18W	80LM/W	F	90+	4.88M	304.8mm	110°
RLL-LS2835NW-14-24(110°)	4000K	1512LM	<18W	84LM/W	F	90+	4.88M	304.8mm	110°
RLL-LS2835NW-14-24(110°)	5000K	1512LM	<18W	84LM/W	F	90+	4.88M	304.8mm	110°
RLL-LS2835PW-14-24(110°)	6500K	1512LM	<18W	84LM/W	F	90+	4.88M	304.8mm	110°



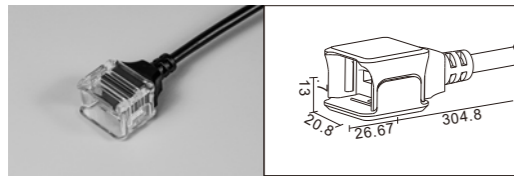
Fast connectors (Unit:mm)



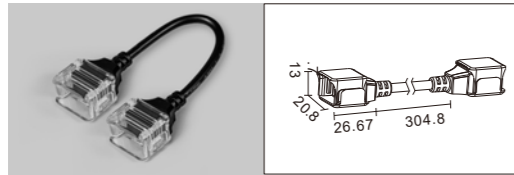
End cap



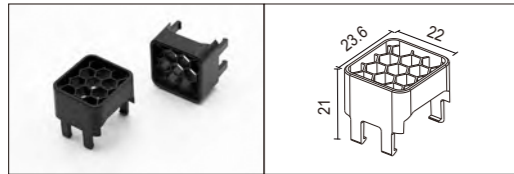
Splice connector



End cap with power cord




Jumper connector (20cm)

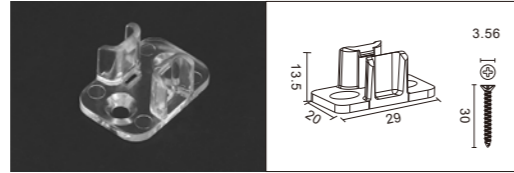


Anti-glare Lens Cover

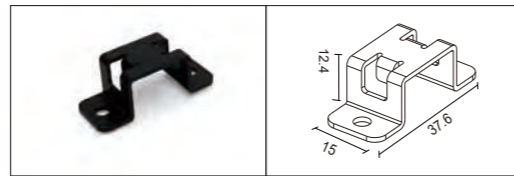
Mounting accessories (Unit:mm)



Angle-Adjustable bracket



Mounting Clip



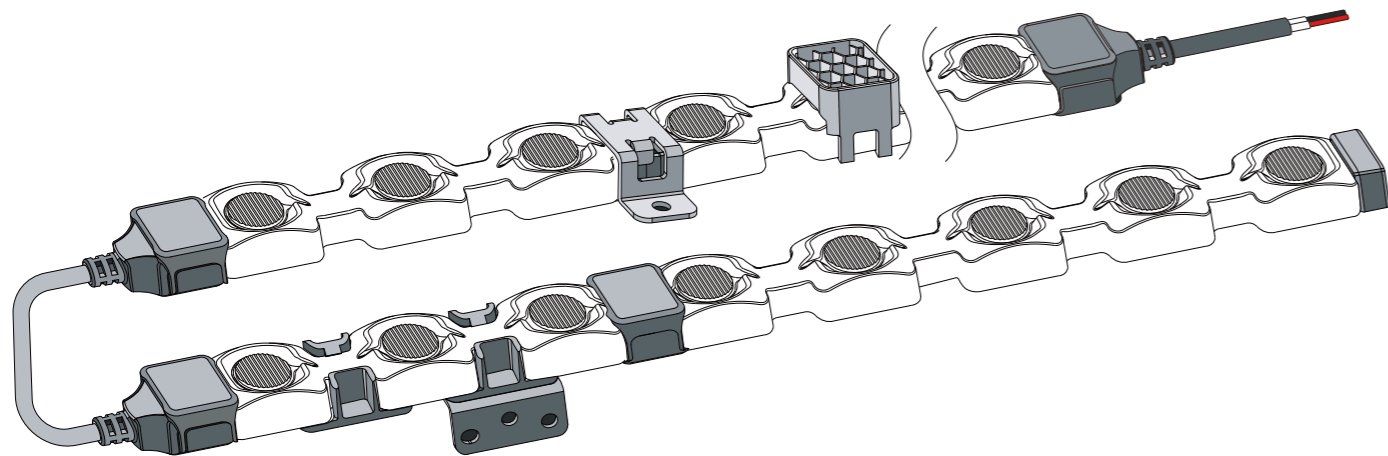
U type Clip



Cutting tool(Scissor)

IP Rating

IP67 PU +PC Lens
(silicone encapsulation)



3D Flexi Wall Washer Module

Fast Connectors:

- 1 Tape to tape connector
- 2 Tape to wire connector
- 3 Tape wire tape connector

